



Inteplast[®] PVC Mouldings

Mix and match from a wide array of beautiful, high-performance PVC Mouldings for a customized look. Inteplast PVC Mouldings save homeowners' weekends from painting and maintenance, and come ready to install saving contractors time and labor.





Inteplast PVC Mouldings



Endless Options

Our collection of PVC moulding profiles add elegant details to a variety of designs and applications. Each piece provides beautiful and complementary touches to any home or project.

- ① 0728 6" Crown
- ② 0075 Bed Moulding
- ③ 0045 Cove

Finishing Touches

Elevate curb appeal and eliminate the need for painting and the extra installation steps. Inteplast PVC Mouldings are extruded in a vibrant, uniform white finish and provide long-lasting color retention.

- ④ 0147 5" Crown
- ⑤ 0163 3" Crown
- ⑥ 0164 Base Cap





Quality Commitment

With more than 30 years of manufacturing premium building products, we develop unparalleled designs for attractive, high quality finished projects. You not only will have a Lifetime Limited Warranty but low-maintenance PVC moulding with consistent color and durability.

- ⑦ 1105 3/4" Quarter Round
- ⑧ 0480 3-1/4" Weatherstrip

Performance

Inteplast® PVC Mouldings do more than add decorative detail. They will deliver long-term durability by resisting the effects of time and weather, and will not rot, crack, split, or splinter. Proven to be more durable compared to wood and wood-based mouldings.

- ② 0075 Bed Moulding
- ⑨ 0283 Drip Cap
- ⑩ 0287 Rake
- ⑪ 0330 Historic Sill





Workable Design Choices

Inteplast PVC Mouldings provide the perfect solution for new construction or remodeling projects and encourage creativity with various profile options. Every piece will retain a like-new appearance despite the effects of time and weather. While Inteplast PVC Mouldings will add flair to any exterior, it's also great for high-moisture indoor spaces like bathrooms and laundry rooms.



Advantages

- Can be used in exterior or interior spaces
- Superior UV protection
- Uniform white finish that doesn't require painting, but can be with vinyl-safe paints
- Can be used for ground and masonry contact applications
- Resistant to rot, cracking, insects, and moisture
- Can be easily cut, routed, mitered, nailed, or glued with no special tools required
- Various profiles can be heat bent to create custom designs
- ASTM E84 Class A Flame Spread Rated
- Backed by a Lifetime Limited Warranty



Moisture Resistant



Insect Resistant



Ultra-Low
Maintenance


Visit our website for more information: www.inteplastbuild.com



Crown Mouldings




0163 3" Crown
9/16" x 2-11/16"




0938 4" Crown
9/16" x 3-9/16"



0147 5" Crown
11/16" x 4-1/2"



0728 6" Crown
9/16" x 5-5/8"



0970 7" Crown
15/16" x 6-15/16"



0075 Bed Mould
9/16" x 1-5/8"




0090 Rams Crown
1-7/16" x 2"



0210 Shingle Mould
5/8" x 1-5/8"



0287 Rake
1-1/16" x 2"



0441 Shingle Mould
11/16" x 1-1/2"



1011 Imperial Rake Crown
1-3/8" x 2-3/4"




0045 Cove
3/4" x 3/4"




Note:

1. The moulding diagrams shown are for profile reference only and are not to scale. Use actual dimension listed for selection.
2. Certain moulding profiles may be available in multiple lengths.


Window, Door and Casing Profiles



0356 Casing
11/16" x 2-1/4"



0358 Casing
1-1/32" x 3-1/2"



0416 Casing
2/3" x 3-17/64"




0626 Back Band Casing
1-3/16" x 4-1/2"



0164 Base Cap
11/16" x 1-1/8"



0009 Flat J-Channel Casing
1-1/8" x 3-1/2"



0657 J-Channel Brick Mould
1-1/4" x 2"



0195 Stop
1-1/16" x 2"



6330 Stop
5/8" x 5/8"



6350 Stop
5/8" x 1-3/8"




0978 Quaker Stop
2/3" x 27/64"



0635 Brick Mould
1-1/4" x 2"



0327 Stucco Brick Mould
5/8" x 1-5/8"



0730 Stucco Brick Mould
3/4" x 1-1/4"



Note:

1. The moulding diagrams shown are for profile reference only and are not to scale. Use actual dimension listed for selection.
2. Certain moulding profiles may be available in multiple lengths.




Millwork Accessories



0068 Back Band
1-3/8" x 1-7/16"



0051 Base Shoe
3/8" x 1/2"



0127 Base Shoe
7/16" x 3/4"



0283 Drip Cap
11/16" x 1-5/8"



0076 Quarter Round
1/2" x 1/2"



0790 Quarter Round
11/16" x 11/16"



1105 Quarter Round
3/4" x 3/4"

Sill and Sill Noses



0277 Historic Sill Nose
2-9/32" x 1-3/4"



0311 Transom Sill Nose
1-5/8" x 1-1/2"



0330 Historic Sill Nose
1-3/4" x 2-1/16"



0937 Sill Nose
1-5/16" x 1-3/8"



0948 Sill
1-1/4" x 5"




0313 Vent Sill
1-1/8" x 3-1/4"


Note:

1. The moulding diagrams shown are for profile reference only and are not to scale. Use actual dimension listed for selection.
2. Certain moulding profiles may be available in multiple lengths.

Additional Profiles



0221 Outside Corner
1-1/2" x 1-1/2"



0319 Attic Vent Louver
3/4" x 3-1/2"



0486 Band Mould
11/16" x 1-3/4"



1154 Tub Mould
9/16" x 1-5/8"



0623 Base
9/16" x 3-1/4"



0202 / 0237 Baluster
1-1/2" SQ. (0202)
1-1/4" SQ. (0237)



0750 Lattice
1/4" x 1-1/2"

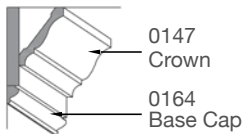


2021 Bead Board
1/2"(12mm) x 6-1/8"

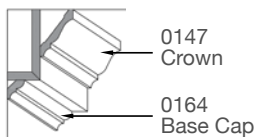


1004 Planking
1/4" x 7-13/32"

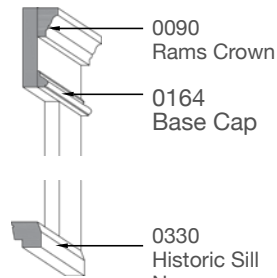
Moulding Buildup Ideas



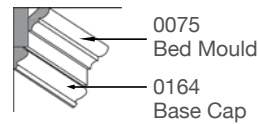
Crown Buildup



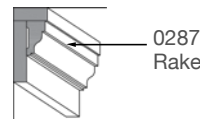
Crown Buildup



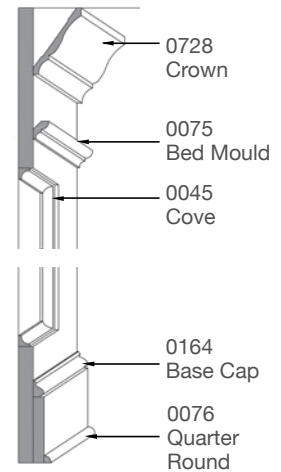
Window Buildup



Crown Buildup



Crown Buildup



Column Buildup



Inteplast Garage Door Weatherstrip



Designed to help prevent dirt, bugs, wind, snow, and water from entering your garage while protecting what's inside. Available in various prefinished colors from classic white to rich woodgrains that will match nearly every garage style and color. Developed to provide high-performance and low-maintenance.

White Garage Door Weatherstrip



Woodgrain Garage Door Weatherstrip



Profiles and Sizes



0236 Weatherstrip

7/16" x 2"


Lengths: 7', 8', 9', 14', 16', 18'
Minimum order quantity required for 10' and 12' lengths



0238 Weatherstrip

7/16" x 2"

Lengths: 7', 8', 9', 14', 16', 18'
Minimum order quantity required for 10' and 12' lengths



0485 Weatherstrip

Same as 0238 with Ribbed Flap
7/16" x 2"

Minimum order quantity required



0480 Weatherstrip

1/2" x 3-1/4"

Lengths: 16', 18'
Minimum order quantity required
Only available in 986 White

Colors*



700 Tan



703 Sand



705 Almond



707 Dark Brown



708 Sandstone



710 Coffee



711 Bronze



712 Gray



713 Cream



719 Green



733 Red Brown



740 Driftwood



912 Black



986 White

Woodgrain**



721
Dark Woodgrain



722
Light Woodgrain



723
Cherry Woodgrain



724
Maple Woodgrain



725
Light Mahogany

Note:

1. Certain colors require minimum order quantities, please check with your local sales rep.
2. Pre-drilled weatherstrip is available by special order with a minimum order quantity required.

* Color swatches may vary due to printing, please see actual product for making selection.

** Woodgrain Garage Door Weatherstrip is only available in the #0236 profile in 14', 16', and 18' lengths.



Contact

TEL: 1-800-521-4259

buildingproducts@inteplast.com
www.inteplastbuild.com